

# WEBEX MEETINGS TUTORIAL FOR STUDENTS

September 2020



**POLITECNICO**  
MILANO 1863

**Help mail:** [helpstud.didatticadistanza@polimi.it](mailto:helpstud.didatticadistanza@polimi.it)

# New Tools for the academic year 2020-21



Webex Meetings

During the academic year 2020-2021 **Webex Meetings** will be used for learning and teaching activities. Webex Meetings is a **web conference system integrated with the classroom management system**. It will allow students who are not at POLIMI to follow the lessons remotely.

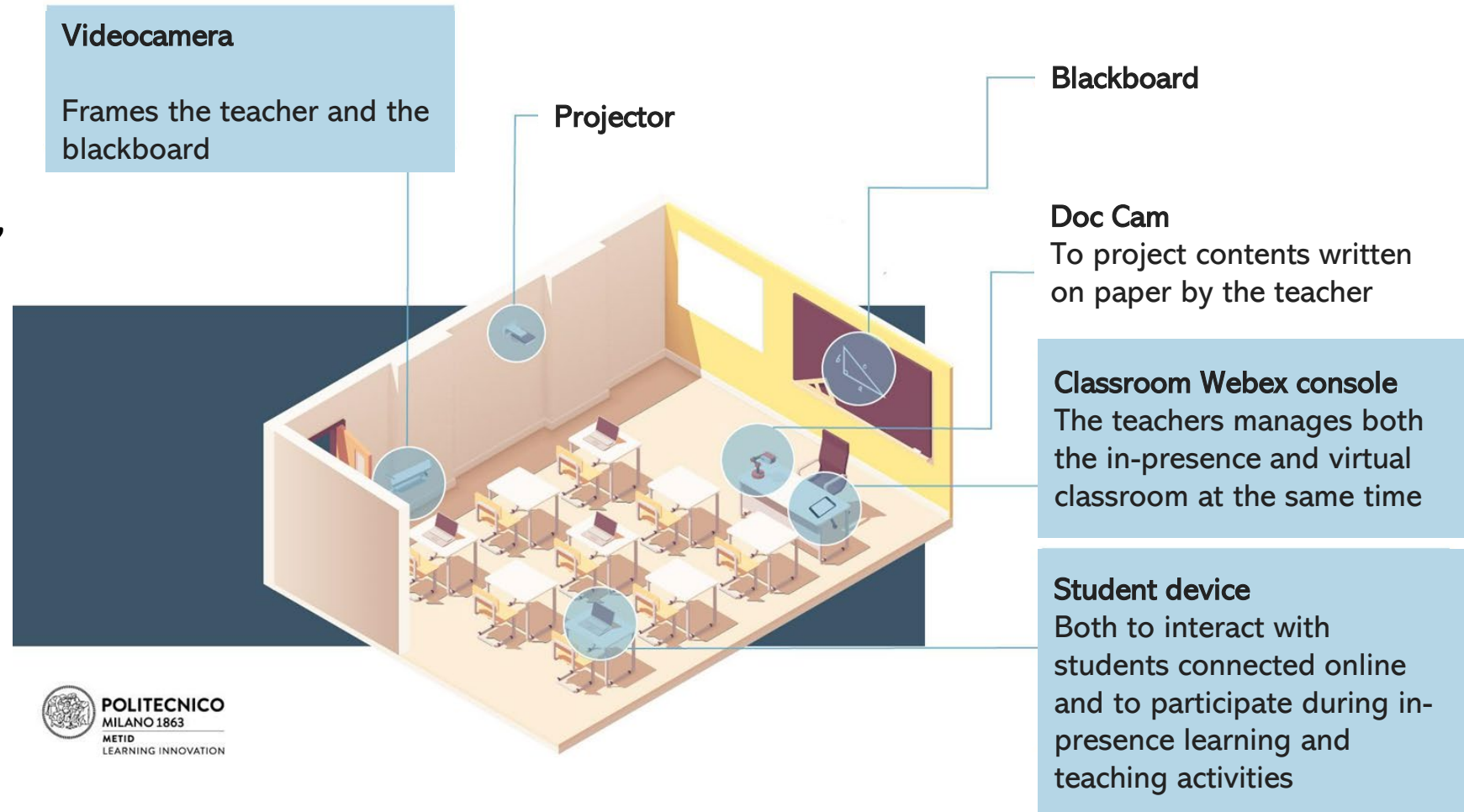


# Classroom in Politecnico integrated with Webex Meetings

The PoliMi classrooms have been equipped with the Webex Meetings console that allows **the teacher to give lectures in the classroom.**

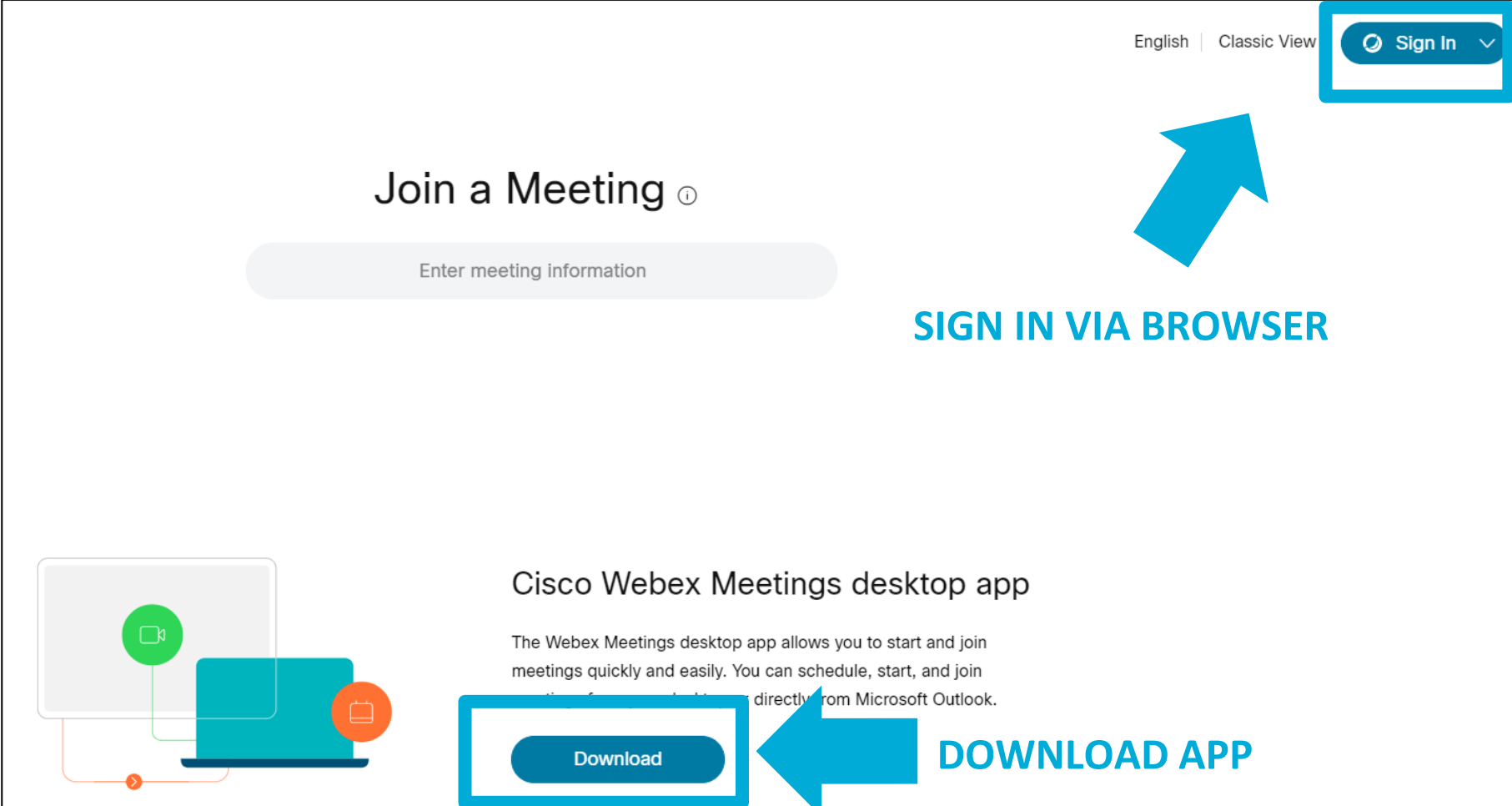
At the same time **he shares audio, video and any specific slides/applications with students connected online.**

The teacher can also record the lesson via Webex Meetings.



# Webex Meetings Sign in

To sign in into Webex Meetings go to: <https://politecnicomilano.webex.com> and select **Sign In**. Insert your email address and PoliMI credentials (**PERSONAL CODE and password**); in this way, you will automatically receive permissions to access the online lectures from Politecnico di Milano.



The screenshot shows the Webex Meetings sign-in page. At the top right, there is a navigation bar with "English | Classic View" and a "Sign In" button with a dropdown arrow. The main heading is "Join a Meeting" with a help icon. Below it is a rounded rectangular input field labeled "Enter meeting information". A large blue arrow points from the text "SIGN IN VIA BROWSER" to the "Sign In" button. At the bottom, there is a section for the "Cisco Webex Meetings desktop app" with a "Download" button. A large blue arrow points from the text "DOWNLOAD APP" to the "Download" button. An illustration of a laptop with a video camera icon is positioned to the left of the app section.

From this page you can:

- Sign in via browser
- Download the app



Webex Meetings

The teachers will use their own “**Personal Room**” to give lectures (each Webex user has a Personal Room).

There will not be a single room linked to each course: **you will access the Personal Room of the teacher that gives the lecture.**

You can find the **teachers and collaborators Personal Rooms links** in the **Online Services/Lecture Timetable (next slide).**




# Online services for students – Lecture timetable: link to virtual classrooms (I)


You will find **teachers and collaborators Personal Rooms links** in the **Lecture timetable of your study plan**.

Teachers will have to inform you about their class schedule.

Text timetable		Synoptic timetable													
Date	Where	09:00	10:00	11:00	12:00	13:00	14:00	15:00	16:00	17:00					
Monday	<a href="#">BL 27.13</a>								ELECTRIC SYSTEMS FOR MOBILITY training Team1 (from 14/09/2020 to 21/12/2020)						
	<a href="#">BL 28.2.2</a>													DATA SCIENCE training Team1 (from 14/09/2020 to 21/12/2020)	
Tuesday	<a href="#">AULA VIRTUALE</a>	FINANCE AND MANAGEMENT OF INFRASTRUCTURE INVESTMENTS lesson (from 15/09/2020 to 22/12/2020)													
	<a href="#">BL 27.16</a>								FINANCE AND MANAGEMENT OF INFRASTRUCTURE INVESTMENTS training Team2 (from 15/09/2020 to 22/12/2020)				DATA SCIENCE training Team2 (from 15/09/2020 to 22/12/2020)		
Wednesday	<a href="#">AULA VIRTUALE</a>	ELECTRIC SYSTEMS FOR MOBILITY lesson (from 16/09/2020 to 23/12/2020)													
	<a href="#">BL 27.16</a>							DATA SCIENCE AND SECURITY FOR MOBILITY training Team2 (from 16/09/2020 to 23/12/2020)				ELECTRIC SYSTEMS FOR MOBILITY training Team2 (from 16/09/2020 to 23/12/2020)			
	<a href="#">BL 28.2.2</a>							DATA SCIENCE AND SECURITY FOR MOBILITY training Team1 (from 17/09/2020 to 17/12/2020)				FINANCE AND MANAGEMENT OF INFRASTRUCTURE INVESTMENTS training Team1 (from 17/09/2020 to 17/12/2020)			
Friday	<a href="#">AULA VIRTUALE</a>	FINANCE AND MANAGEMENT OF INFRASTRUCTURE INVESTMENTS lesson (from 18/09/2020 to 18/12/2020)				DATA SCIENCE AND SECURITY FOR MOBILITY lesson (from 18/09/2020 to 18/12/2020)									
Saturday															

Courses not yet attended for the 1st/nd semester 2020/2021 in the student's Study Plan				
Show timetable	Legend	Course name	Professor	From
<input checked="" type="checkbox"/>		054266 - FINANCE AND MANAGEMENT OF INFRASTRUCTURE INVESTMENTS	Pammolli Fabio	15/09/2020
		 <a href="#">Virtual classroom - Pammolli Fabio</a>		
		 <a href="#">Virtual classroom - Bianchi Fabio</a>		
		 <a href="#">Virtual classroom - Verdi Riccardo</a>		



# Online services for students – Lecture timetable: link to virtual classrooms (II)

You will find **teachers and collaborators Personal Rooms links** in the **Class schedule planning**.


Course Title	CFU	Semester	Campus	Language	No. of students enrolled	Course details
085779 - COMPUTER ARCHITECTURES AND OPERATING SYSTEMS	10.00	1	Milano Leonardo		--	

		Class schedule planning												
Date	Where	09:00	10:00	11:00	12:00	13:00	14:00	15:00	16:00	17:00	18:00	19:00	20:00	
Monday														
Tuesday	<a href="#">AULA VIRTUALE</a>			COMPUTER ARCHITECTURES AND OPERATING SYSTEMS lesson (from 15/09/2020 to 22/12/2020)										
Wednesday	<a href="#">2.1.5 (EX N.1.5)</a>			COMPUTER ARCHITECTURES AND OPERATING SYSTEMS training Team2 (from 16/09/2020 to 23/12/2020)										
Thursday	<a href="#">9.0.1</a>								COMPUTER ARCHITECTURES AND OPERATING SYSTEMS training Team1 (from 17/09/2020 to 17/12/2020)					
Friday	<a href="#">AULA VIRTUALE</a>			COMPUTER ARCHITECTURES AND OPERATING SYSTEMS lesson (from 18/09/2020 to 18/12/2020)										
Saturday														

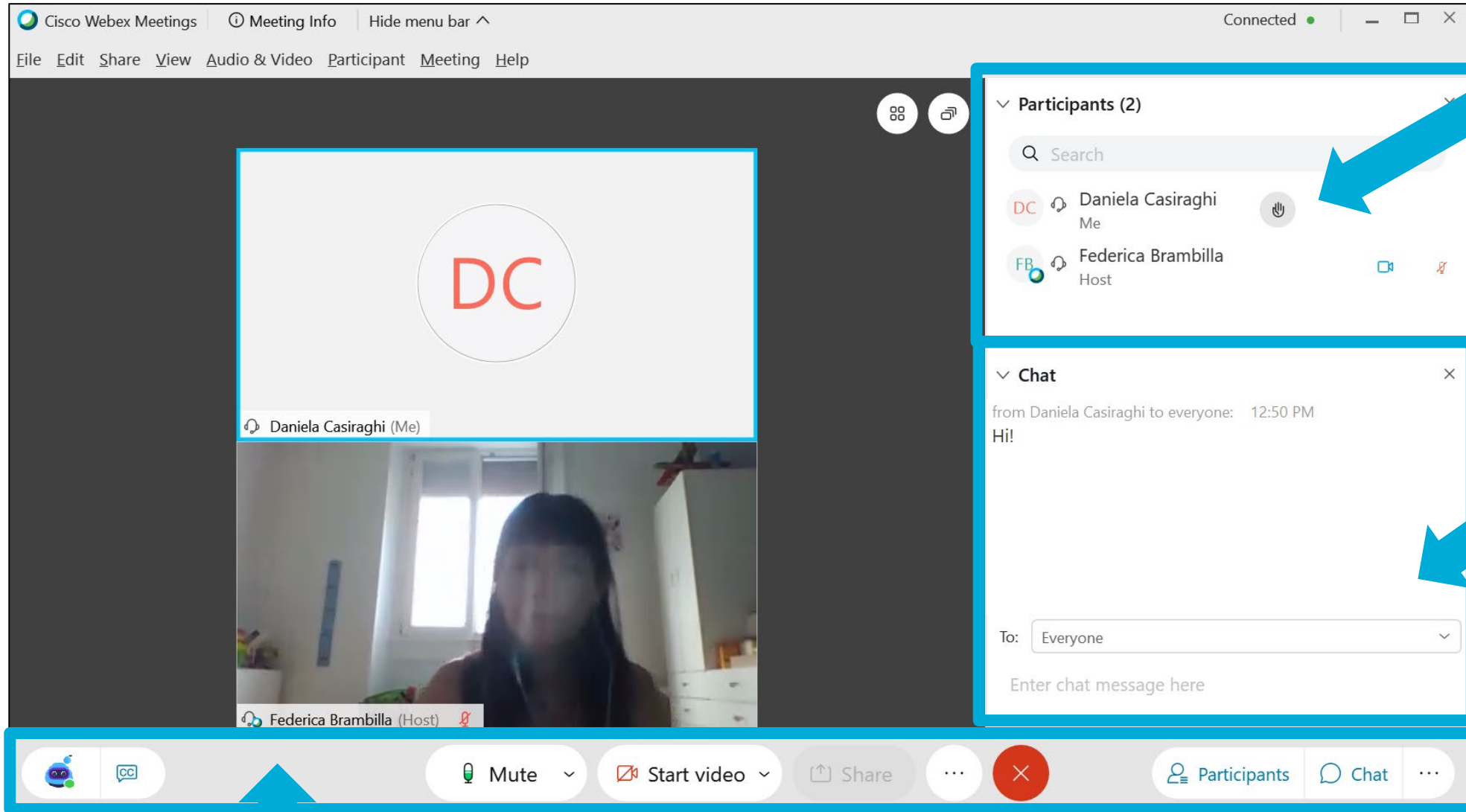
Virtual Classrooms for teaching activities

- [Virtual classroom - SCIUTO DONATELLA](#)
- [Virtual classroom - DEL SOZZO EMANUELE](#)
- [Virtual classroom - STORNAIUOLO LUCA](#)





# Webex Meetings for online lectures: the virtual classroom



LIST OF PARTICIPANTS  
Click on the icon to raise your hand

CHAT

MAIN TOOLBAR

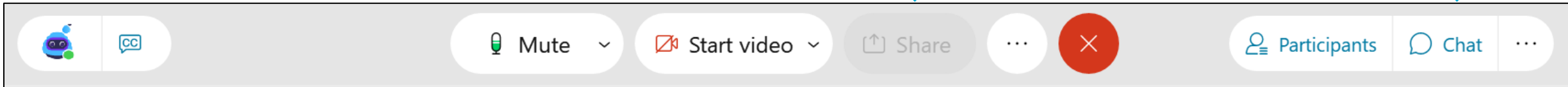


# Webex Meeting: the main toolbar

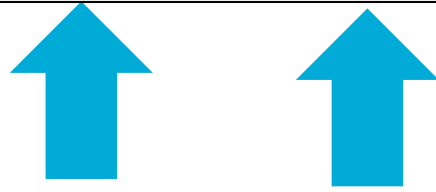


Application Sharing  
(enabled by the teacher)

Chat



Automatic subtitle  
creation (not  
optimised for italian  
language)


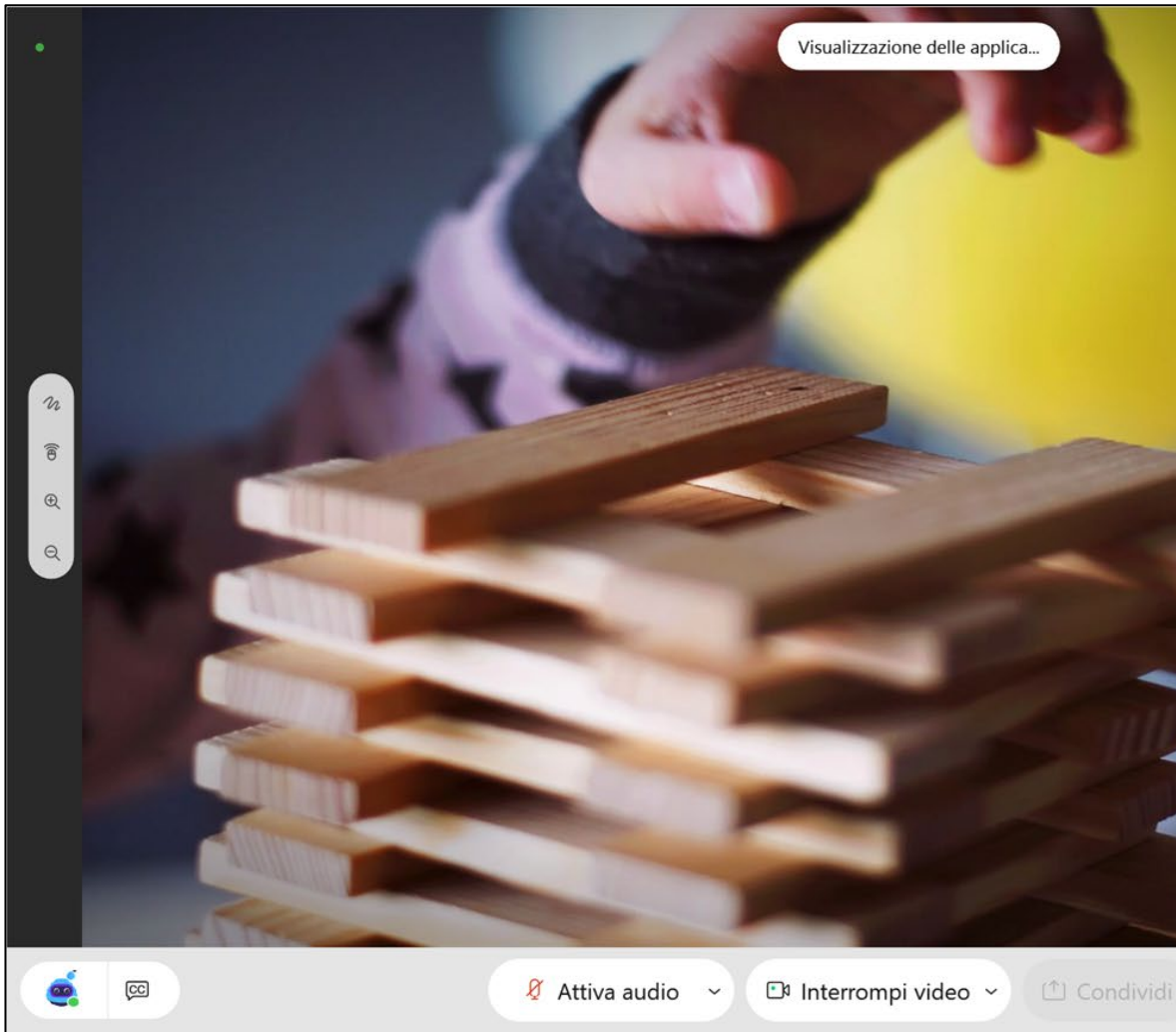


BUTTONS TO MANAGE  
AUDIO/VIDEO

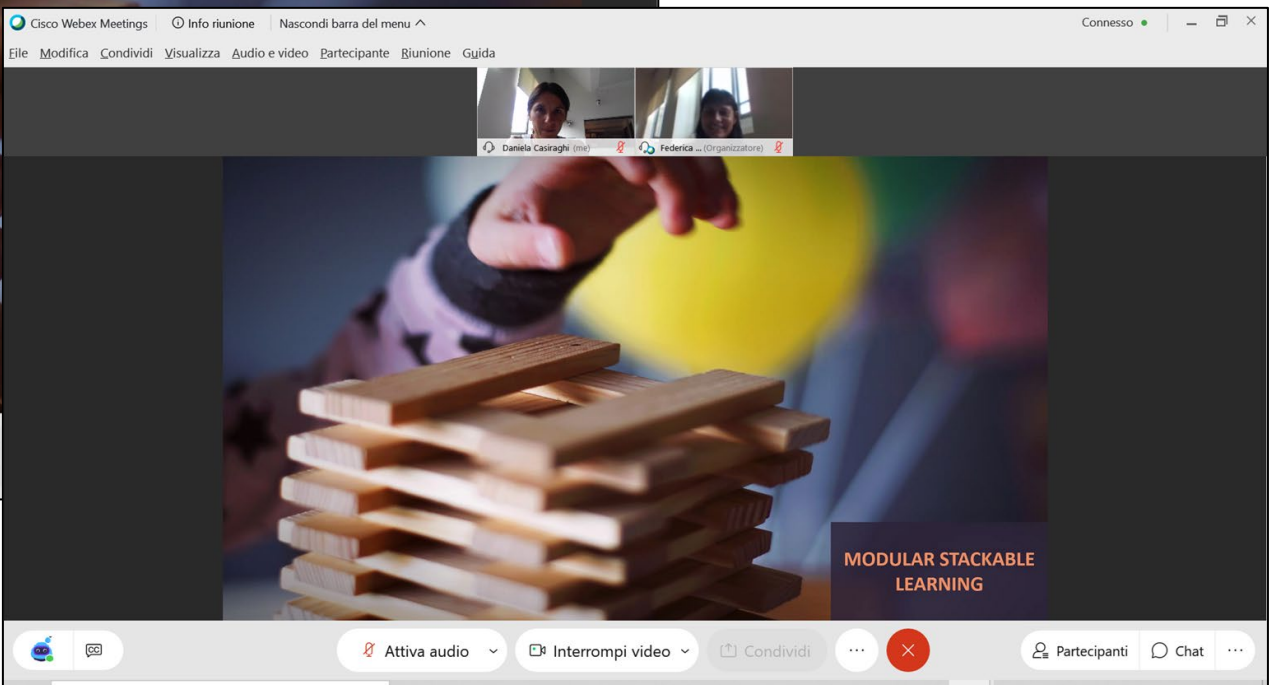


List of  
participants

# Webex Meetings: change view



You can change the view clicking on this icon



The **lectures recordings**, if activated by the teacher, must be shared by himself **within the course in BeeP** (there is no recording repository accessible to the students).

*If you don't see the recordings in BeeP after a few days, please, remind the teacher to share the link.*

## System requirements

<https://help.webex.com/ld-nyw95a4-CiscoWebexMeetings/Webex-Meetings>

<https://help.webex.com/it-it/9ehuwu/Web-App-Supported-Operating-Systems-and-Browsers>

Help mail: **helpstud.didatticadistanza@polimi.it**